

# OptiSlide

## 2RU Fiber Termination Patch/Splice Panel

The OptiSlide 2RU sliding patch panel system in its basic form is supplied with the panels unloaded without adaptors ready for you to install the adaptor of your choice. The panel can also be pre-loaded complete with the required adaptor and simple splice management kit, or preloaded with pigtails to meet your project needs. The tray is locked in place with two simple to operate plastic latches, when fully extended the tray is designed to lower to 45°, or move the tray to the side and it will lock to lower only 10°. This provides the perfect working platform for simple installation or easy maintenance and access even after the panel is installed in the rack. This solution allows for easy access to the front patch cords as well as the splice trays and pigtails after being pulled out. Standard panels are available empty for complete field configuration, half-loaded with adaptor plates for field termination and cable assembly installation, or stubbed with a factory-installed cable assembly of a user specified length.

### Features

- ✓ Up to 96 fibres in 2RU
- ✓ Printed port numbers on the front plate
- ✓ Available with different front plates (sold separately to reduce stock value) for all type of connectors
- ✓ Adjustable depth in rack
- ✓ Rear cable entry options
- ✓ Light in weight and robust structure

### Specifications


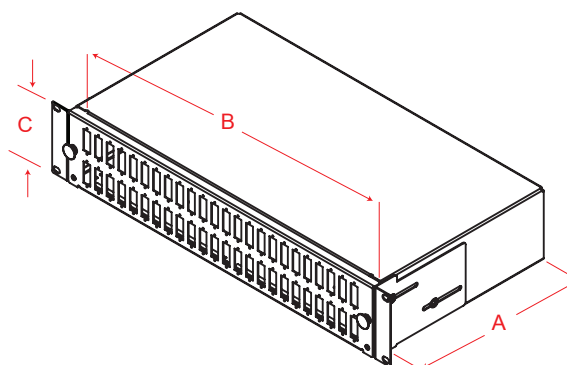
- ✓ Cold Rolled Steel Construction
- ✓ Durable textured powder coat finish available in black(RAL9005) or Light Grey(RAL7035)
- ✓ Universal 19" rack compatibility
- ✓ Cable Entry 21mm(4pcs), Cable Entry 23mm(4pcs)
- ✓ Compliant to RoHS

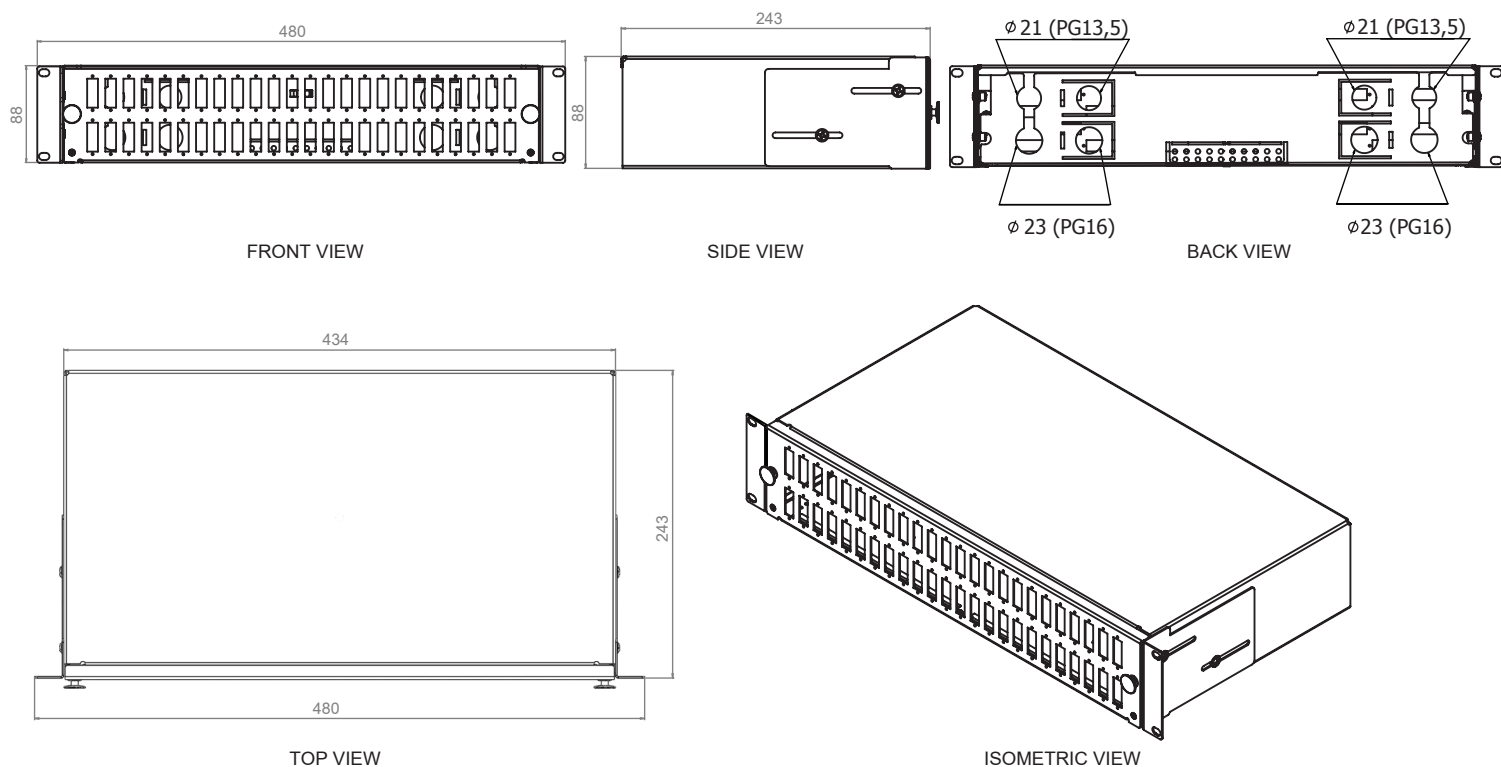
### Applications

- ✓ Telecommunications Networks
- ✓ Data Centers
- ✓ Customer Premise
- ✓ LAN / WAN Networks
- ✓ Data Communications
- ✓ Indoor Applications

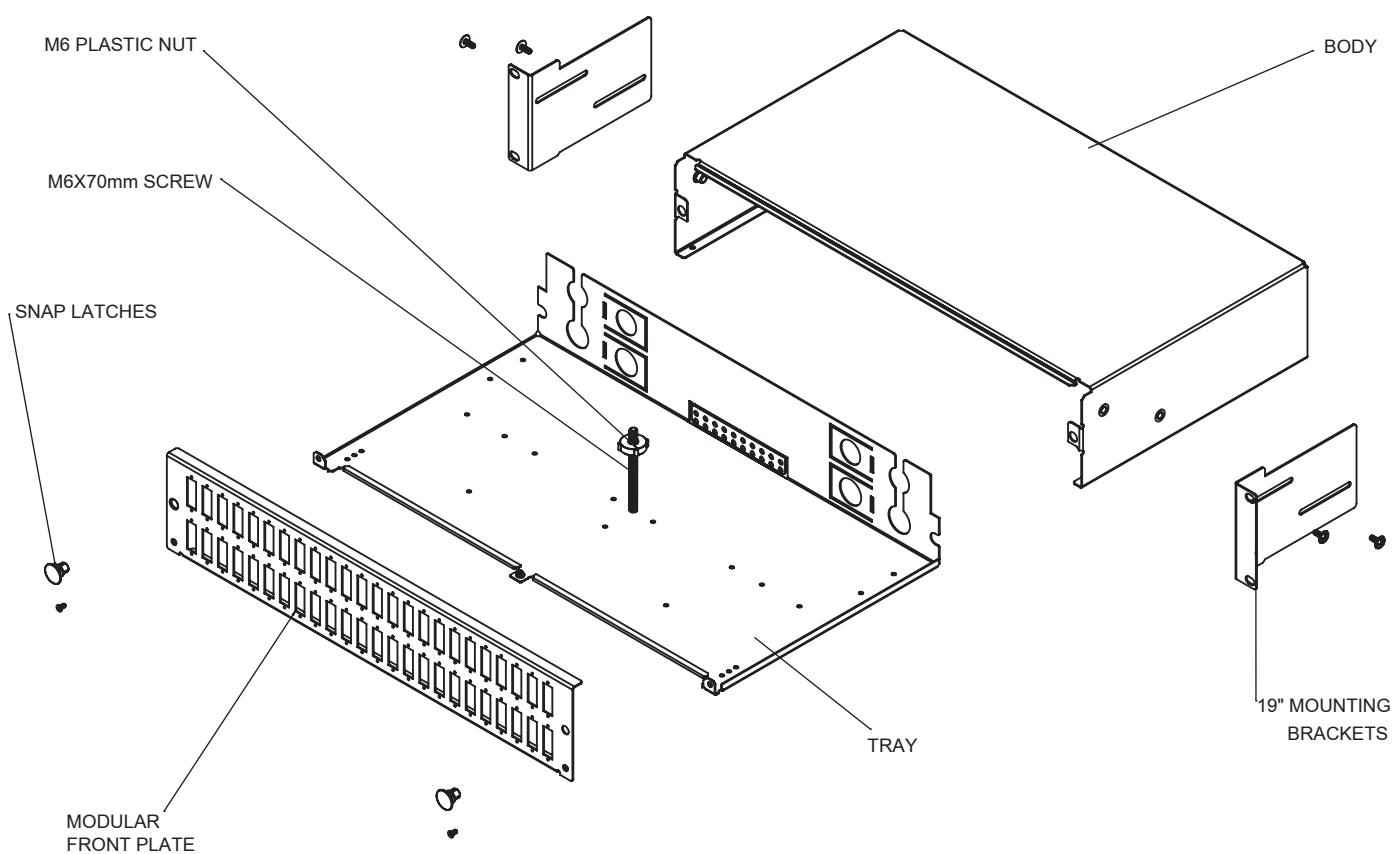
### Dimensions

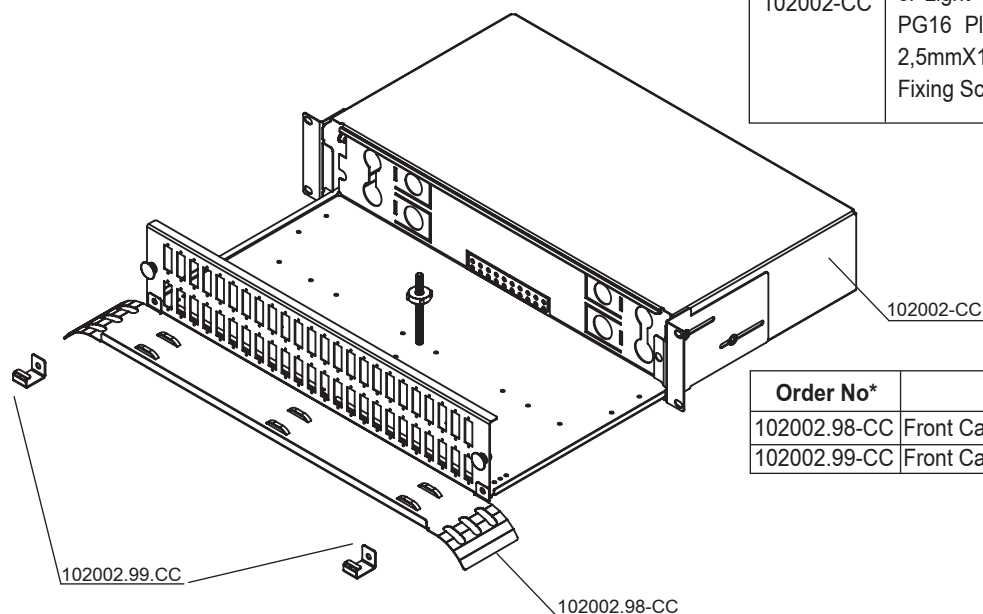
DEPTH A (mm)	WIDTH B (mm)	HEIGHT C (mm)	RACK UNITS	CAPACITY	UNLOADED WEIGHT
243	434	88	2	48/96	2,8 kg





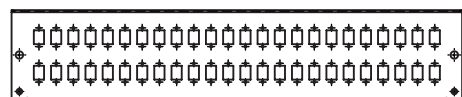
## EXPLODED VIEW



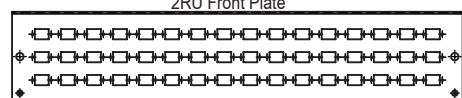


Order No*	Product Definition
102002-CC	OptiSlide 2RU Fibre Optic Termination Panel, 19"- Sliding Mechanically, without front plate, Colour: Black-RAL9005 or Light Grey-RAL7035, (1pcs. PG13.5 Plastic Gland, 1pcs. PG16 Plastic Gland, 6pcs. Adhesive Bunny Clips, 4pcs. 2,5mmX10 Cable Ties, 2pcs. Plastic Snap Latches, 5pcs. M3 Fixing Screw)"

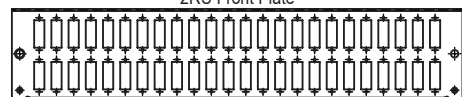
Order No*	OptiSlide 2RU Optional Parts
102002.98-CC	Front Cable Management Panel
102002.99-CC	Front Cable Management Panel Ring Left And Right (2 pcs)



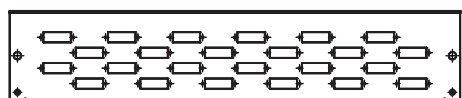
48 LC Duplex or 48 E2000 Simplex or 48 SC Simplex Vertical 2RU Front Plate



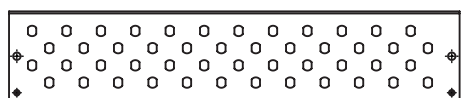
48 LC Duplex or 48 E2000 Simplex or 48 SC Simplex Horizontal 2RU Front Plate



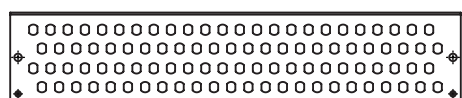
48 SC Duplex Vertical 2RU Front Plate



24 SC Duplex or 24 LC Quad Horizontal 2RU Front Plate



48 ST or 48 FC(D-hole) 2RU Front Plate



96 ST or 96 FC(D-hole) 2RU Front Plate

Order No*	OptiSlide 2RU Front Plate Options
102002.01-CC	48 LC Duplex or 48 E2000 Simplex or 48 SC Simplex Vertical 2RU Front Plate
102002.02-CC	48 LC Duplex or 48 E2000 Simplex or 48 SC Simplex Horizontal 2RU Front Plate
102002.03-CC	48 SC Duplex Vertical 2RU Front Plate
102002.04-CC	24 SC Duplex or 24 LC Quad Horizontal 2RU Front Plate
102002.05-CC	48 ST or 48 FC(D-hole) 2RU Front Plate
102002.06-CC	96 ST or 96 FC(D-hole) 2RU Front Plate

#### Ordering Information

\* CC=LG for Light Grey RAL 7035 & BL for Black RAL 9005 for customers to define while ordering.